

Operations Secretary Report

Compact Year 2023

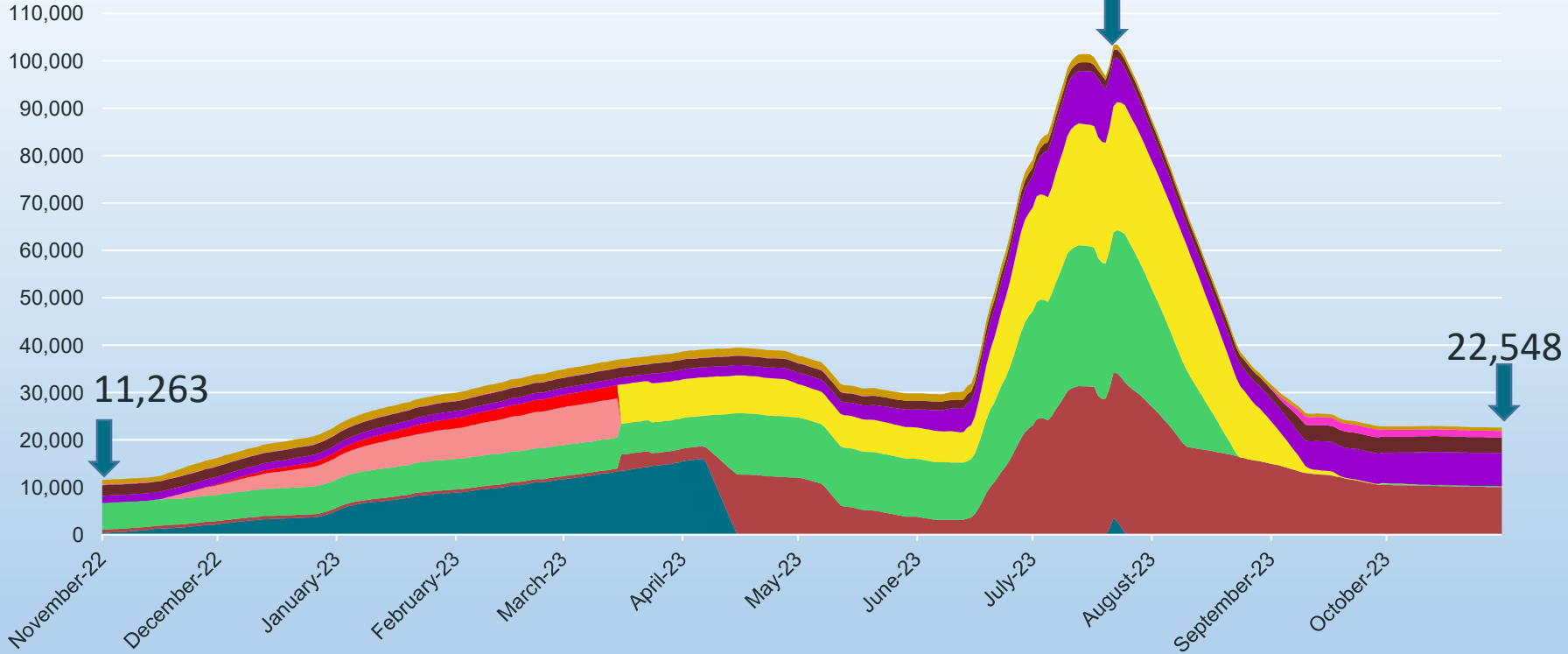


Year Type Comparison

| Year Type | Year | Total Flow (ac-ft) | Update Year | Total Flow (ac-ft) |
|--|------|-----------------------|----------------|-----------------------|
| Total Streamflow at ARKPUECO, FOUPECO and PURLASCO | | | | |
| | | | 2021 | 353,750 |
| | | | 2013 | 355,132 |
| | | | 2020 | 362,593 |
| | 1950 | 384034 | | |
| | 1956 | 384065 | | |
| | 1978 | 385099 | | |
| | 1974 | 394598 | | |
| | | | 2004 | 399,114 |
| | 1981 | 410180 | | |
| | 1976 | 412904 | | |
| | 1959 | 426419 | | |
| | 1951 | 441323 | | |
| | | | 2005 | 448,292 |
| | 1972 | 457936 | | |
| Dry | 1967 | 460551 | | |
| | 1953 | 468894 | | |
| | | | 2006 | 471,713 |
| | 1966 | 474087 | | |
| | 1989 | 477681 | | |
| | 1960 | 481618 | | |
| | | 490229 | 2023 | 490229 |
| | 1988 | 494315 | | |

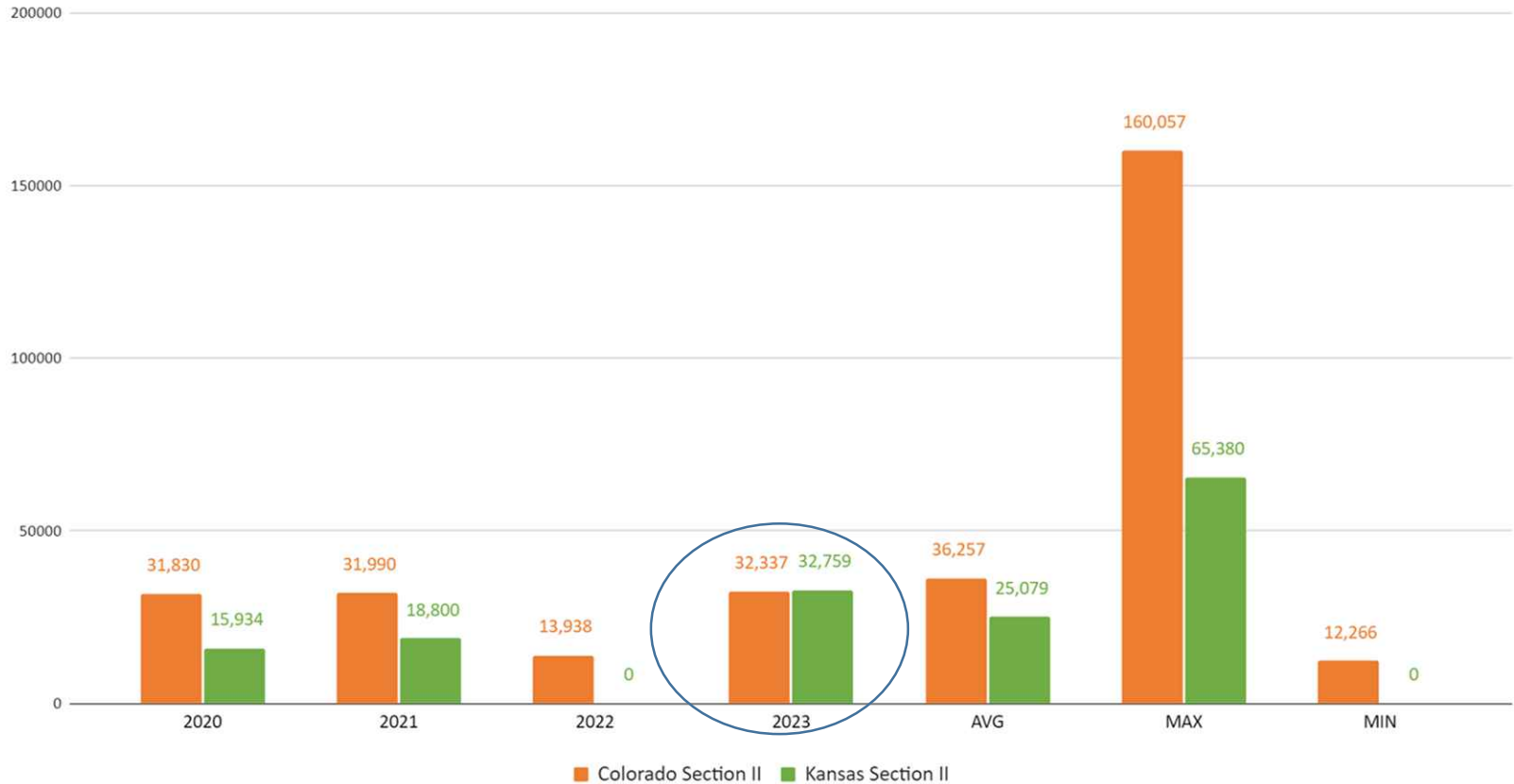


John Martin Major Accounts

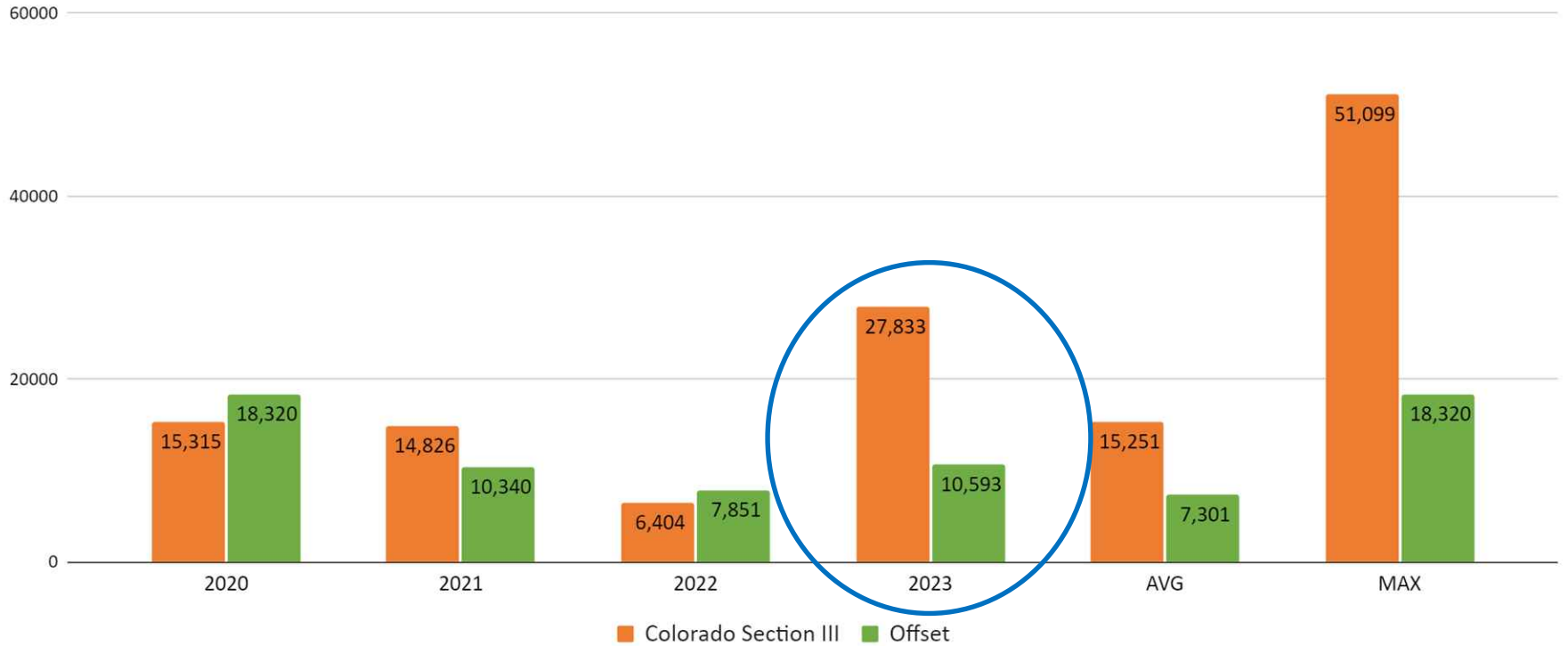


- Conservation Storage
- CO Sect II
- Kansas Sect II
- Winter Water Hold
- D67 Hold
- Sect III
- Offset
- Perm Pool
- MPA
- Transit Loss

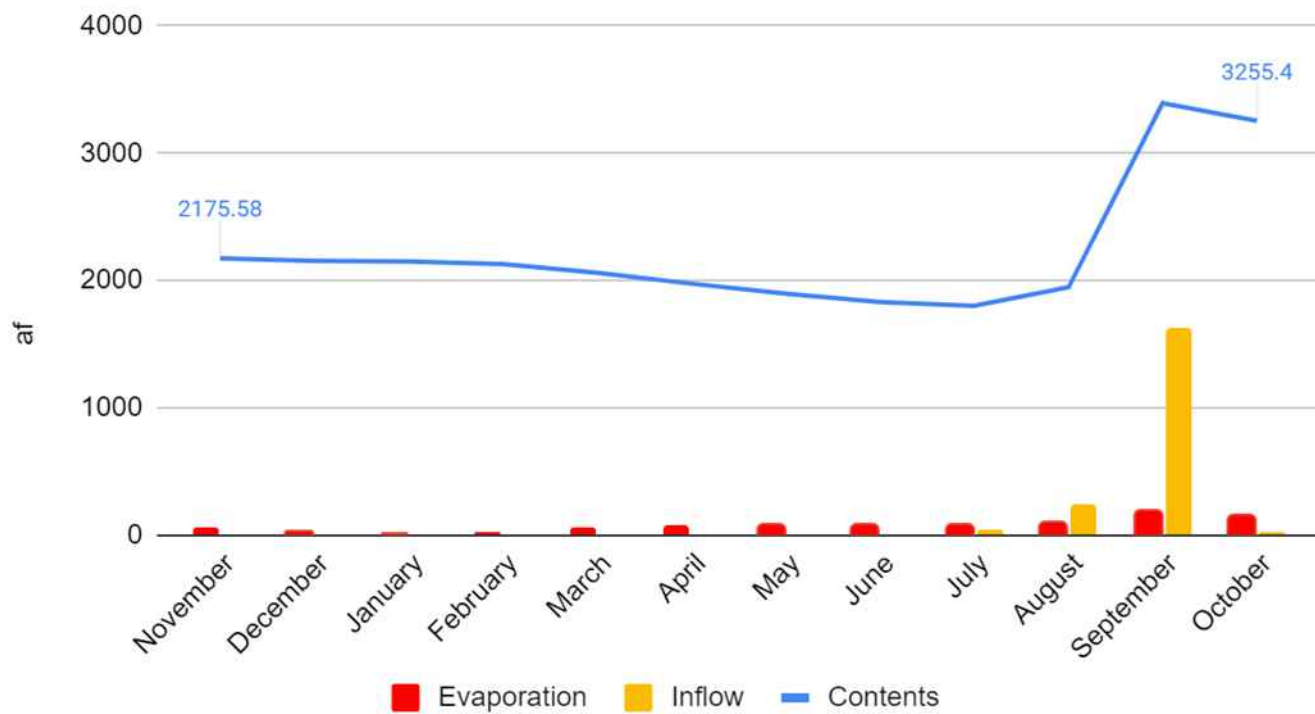
Section II Releases by Colorado and Kansas Recent Years
Compared to 2020-2023 Releases



Section III Releases by Colorado and Offset Releases by Kansas Recent Years Compared to 2020-2023 Releases



Permanent Pool CY 2023



TRINIDAD RESERVOIR NOTES

Per the Trinidad Operating Principles--The **Colorado State Engineer** will report and account contemporaneously and annually to the Arkansas River Compact Administration on the initial filling and replacement of evaporation and seepage in the **permanent fishery pool**.

- **Evaporation and Refill for Compact Year 2022**
 - Evaporation from 11,467 Pool = 977.45 Acre-feet
 - Refill of evaporation = 732.58 Acre-feet

**Thanks to all the
members of ARCA**

**And thank you to Kevin
Rein, State Engineer**

